

Where Does It Get Its Energy?

First Grade

Activity: 8

Time: 1 Class Period

General Description

Students will match pictures of energy users to the energy source.

Objective

Students will match energy source to the energy being used using pictures and words.

Arizona State Standards

SC01 S1C2 PO2 Participate in guided investigations in life, physical, Earth and space sciences

SC01 S1C2 PO4 Record data from guided investigations in an organized and appropriate format (e.g., lab book, log, notebook, chart paper)

SC01 S1C4 PO1 Communicate the results of an investigation using pictures, graphs, models, and/or words

SC01 S6C2 PO1 Identify evidence that the Sun is the natural source of heat and light on the Earth

SC01 S6C1 PO4 Identify the following as being natural resources

- Air
- Water
- Soil
- Trees

SC01 S6C1 PO5 Identify ways to conserve natural resources (Energy is a natural resource which students need to be able to identify before understanding how to conserve.)

W01 S1C1 PO1 Generate ideas through prewriting activities (e.g., brainstorming, webbing, drawing, writer's notebook, group discussion)

W01 S1C1 PO2 Draw a picture or storyboard about ideas generated

LS F2 Give and follow multiple-step directions

Teacher Background

Students must understand what energy sources are in order to be able to think about how to conserve those energy sources.

Materials (per student)

Activity Cards 1-8a, 1-8b, and 1-8c

Scissors

Crayons

Procedure/Exploration

1. Have the students brainstorm some energy source words and write them on the board.
2. Brainstorm examples of how each energy source is used in their school, home, or neighborhood.
3. Have the students color and complete the handouts
4. Have the students share their answers, discuss and create a class poster.

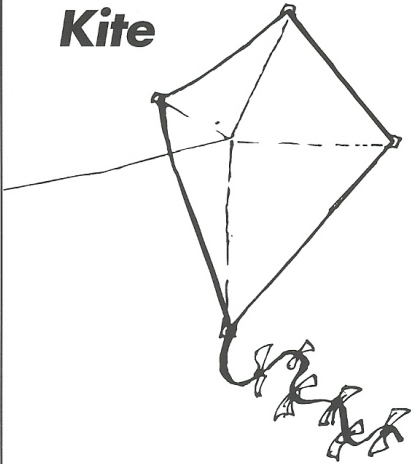
Where Does It Get Its Energy?

First Grade
Activity: 8
Activity Card: 1-8a

Student's Name:

Date:


Kite




Lamp



Car



Dog



Where Does It Get Its Energy?

First Grade
Activity: 8
Activity Card: 1-8b


Student's Name:

Date:


Tree




Fire



Television



Sailboat



Where Does It Get Its Energy?

First Grade
Activity: 8
Activity Card: 1-8c

Student's Name:

Date:

<i>Gasoline</i>	<i>Sun</i>
<i>Wind</i>	<i>Electricity</i>
<i>Wind</i>	<i>Food</i>
<i>Electricity</i>	<i>Wood</i>



***“Cut out the energy words
and paste them below the
pictures they match.”***